AORTIC LIVE 6 | 2020

26–27 October 2020
Erika Haus, Hamburg, Germany

6th Aortic Live Symposium
... new hybrid format!

PROGRAMME

Newest developments demonstrated by world experts – transmitted in HD

Universitäres
Herz- und Gefäßzentrum
UKE Hamburg

WELCOME

Dear Colleagues and industry-partners,

This year unusual challenges associated with the COVID-19 pandemic have prevented many large cardiovascular meetings to take place, others have changed their structure and tried to adapt to the new circumstances by web-streaming technologies.

Aortic Live has been the benchmark for aortic live-case meetings for several years and we are very glad to announce Aortic Live 6 in Hamburg from 26.-27. October 2020.

The structure of the meeting will remain: a two-day meeting including more than 20 aortic live cases performed by international expert operators alongside with presentations and edited cases focussing on new technology in open and endovascular aortic repair.

The focus and spirit of Aortic Live will be unchanged. The new hybrid format with European faculty on-site will stimulate high-level panel discussions without the limitations of remote connections. The meeting will be fully web-streamed worldwide with no admission cost!

We look forward to another exciting, innovative, and stimulating Aortic Live 2020 in Hamburg and welcome you all to register, attend, and take part in discussions.

Sincerely yours,

Prof. Tilo Kölbel *Dr. Konstantinos Tsagakis* *Prof. Heinz Jakob*

Also on behalf of the co-directors

SCIENTIFIC COMMITTEE

Course directors

Tilo Kölbel
Hamburg, Germany

Konstantinos Tsagakis
Essen, Germany

Heinz Jakob
Essen, Germany

Co-directors

Joseph E. Bavaria
Philadelphia, USA

Michael Borger
Leipzig, Germany

Sebastian Debus
Hamburg, Germany

Christian Detter
Hamburg, Germany

Stéphan Haulon
Paris, France

Gustavo Oderich
Rochester, USA

Arjang Ruhparwar
Essen, Germany

INVITED FACULTY

Martin Austermann, Münster, Germany
Luca Bertoglio, Milan, Italy
Dittmar Böckler, Heidelberg, Germany
Sebastian Carpenter, Hamburg, Germany
Laurent Chiche, Paris, France

Roberto Chiesa, Milan, Italy
Lenard Conradi, Hamburg, Germany
Ruggero De Paulis, Rome, Italy
Jean-Paul de Vries, Groningen, Netherlands
Steffen Desch, Leipzig, Germany

Pascal Dohmen, Rostock, Germany
Gebrine El Khoury, Brussels, Belgium
Anthony Estrera, Houston, United States
Christian Etz, Leipzig, Germany
Dominique Fabre, Garches, France

Volkmar Falk, Berlin, Germany
Mark Adam Farber, Chapel Hill, United States
Thomas Gandet, Montpellier, France
Athanasios Giannoukas, Larissa, Greece
Richard Gibbs, London, United Kingdom

Evaldas Girdauskas, Hamburg, Germany
Martin Grabenwöger, Vienna, Austria
David Holzhey, Leipzig, Germany
Michael Jacobs, Maastricht, Netherlands
Piotr Kasprzak, Regensburg, Germany

Jörg Kempfert, Berlin, Germany
Lars Kock, Hamburg, Germany
Emmanuel Lansac, Paris, France
Vladimir Makaloski, Bern, Switzerland
Tara Mastracci, London, United Kingdom

INVITED FACULTY

Germano Melissano, Milan, Italy
Michael Moche, Leipzig, Germany
Bijan Modarai, London, United Kingdom
Kyriakos Oikonomou, Regensburg, Germany
Davide Pacini, Bologna, Italy

Giuseppe Panuccio, Hamburg, Germany
Karin Pfister, Regensburg, Germany
Maximilian Pichlmaier, Munich, Germany
Tim Resch, Malmö, Sweden
Fiona Rohlffs, Hamburg, Germany

Eric Roselli, Cleveland, United States
Johannes Schirmer, Hamburg, Germany
Jürg Schmidli, Bern, Switzerland
G.W.H. Schurink, Maastricht, Netherlands
Malakh Shrestha, Hannover, Germany

Konstantinos Spanos, Larissa, Greece
Nikolaos Tsilimparis, Munich, Germany
Joost A. van Herwaarden, Utrecht, Netherlands
Hendrik Verhagen, Rotterdam, Netherlands
Fabio Verzini, Perugia, Italy

Yskar von Kodolitsch, Hamburg, Germany
Daniel Wendt, Essen, Germany
Alexander Weymann, Essen, Germany
Sabine Wipper, Innsbruck, Austria
Kak Khee Yeung, Amsterdam, Netherlands

LIVE CASE TRANSMISSION CENTERS

Klinik und Poliklinik für Gefäßmedizin
Universitäres Herz- und Gefäßzentrum Hamburg
Universitätsklinikum Hamburg Eppendorf

Universitätsklinikum Essen (AöR)
Westdeutsches Herz- und Gefäßzentrum Essen
Klinik für Thorax- und Kardiovaskuläre Chirurgie

Universitätsklinikum Leipzig
Abteilung für Herzchirurgie

Universitätsklinikum Regensburg
Abteilung für Gefäßchirurgie

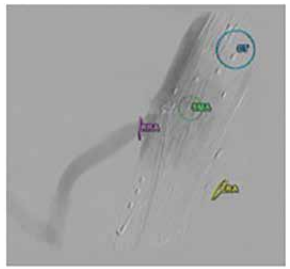

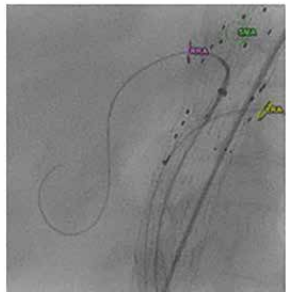

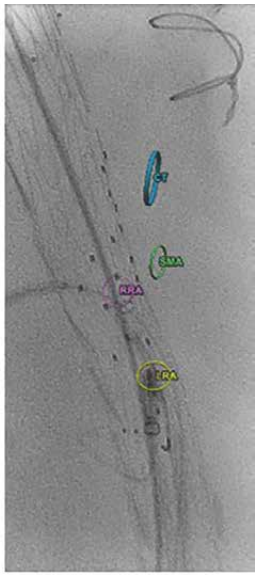

DATE AND VENUE

26–27 October 2020

ERIKA-HAUS
Martinistr. 52,
20251 Hamburg, Germany

Registration fees:

Registration for this hybrid event is free of charge. Only virtual participation is possible.

ACCREDITATION

We are happy to announce that the Aortic Live Symposium 2020, starting on 26 October 2020 in Hamburg, Germany, has been rated provisionally compliant with the MedTech Europe Code of Ethical Business Practice.
This decision is posted on www.ethicalmedtech.eu.

The programme has been submitted for accreditation for the medical association Hamburg.

CONGRESS ORGANISATION

CONGO

Congress Organisation and More GmbH
Munich, Germany
Phone: + 49 89 237 57 465
E-Mail: t.jaeger@cong-o.com
www.cong-o.com

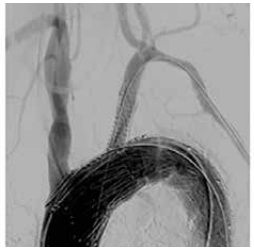

AUSPICE

The 6th Aortic Live Symposium 2020 is under the auspice of:

DGA Deutsche Gesellschaft für Angiologie Gesellschaft für Gefäßmedizin e. V. — German Society for Angiology

ESVM European Society for Vascular Medicine — European Society for Vascular Medicine

AORTIC VALVE – ROOT – ASCENDING AORTA

08.00 - 08:15 WELCOME
T. Kölbel, K. Tsagakis

08.15 - 08:30 REVIEW AORTIC LIVE
H. Jakob

08.30 – 13.00 SESSION 1: AORTIC VALVE – ROOT – ASCENDING AORTA
Chairmen: ***M. Borger, D. Pacini***
Panel: ***V. Falk, C. Detter, Y. v. Kodolitsch***

PRESENTATIONS

- TAVI for all? Limitations of current evidence – ***M. Grabenwöger***
- Valve-in-valve intervention – decision criteria at index AV replacement ***V. Falk***
- Sutureless aortic valve replacement – trend or futureless – ***A. Ruhparwar***
- AV reimplantation via Valsalva graft – „One graft fits all“ – ***R. De Paulis***
- Ascending TEVAR: when are we doing Endo-Bentall – ***E. Roselli***

VIDEOS

- Early experience with an open dissection stent – ***J. Kempfert***
- Aortic root replacement with a stentless bioroot prosthesis – ***M. Borger***
- Leaflet laceration for valve-in-valve TAVI: the Basilica procedure ***J. Schirmer***
- Aortic cusp repair technique in bicuspid aortic valve – ***El Khoury***
- Aortic valve replacement with a rapid-deployment valve – ***P. Dohmen***
- TEVAR for type A aortic dissection: a multicenter study – ***J. Bavaria***

10.15 – 10.45 **COFFEE BREAK**

LIVE CASE TRANSMISSIONS

- Aortic valve insufficiency: the Lansac-approach [Hamburg] – ***E. Lansac***
- Minimal invasive aortic valve repair in bicuspid aortic valve [Hamburg] ***E. Girdauskas***
- Aortic root replacement by biological Bentall procedure [Essen] ***A. Weymann***
- Valve-in-valve TAVI with bioprosthetic ring fracturing and cerebral protection [Hamburg] – ***L. Conradi***
- Transfemoral TAVI with a novel device and cerebral protection [Leipzig] ***D. Holzhey***

PANEL DISCUSSION

PROGRAMME MONDAY, 26 OCTOBER 2020

LUNCH SYMPOSIA

13.00 – 14.00 LUNCH BREAK

13.00 – 14.00 LUNCH SYMPOSIUM – ENDO: Technological breakthroughs in covered stent technology
(supported by BD, Bentley, Getinge, Gore and associates)
Chairmen: ***M. Austermann, S. Haulon***

- Improved flexibility of BeGraft plus – ***S. Haulon***
- GORE® VIABAHN® VBX Balloon Expandable Endoprosthesis is a problem solver in endovascular repair – ***M. Austermann***
- Latest evidence on long-term outcomes of the Advanta V12 balloon expandable covered stent in aortoiliac occlusive disease – ***J.-P. de Vries***
- Benefits of a flared self-expandable covered stent: Covera Plus ***G. Panuccio***

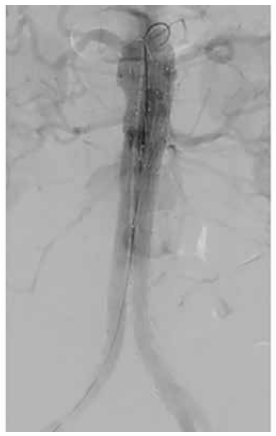

THORACO-ABDOMINAL AORTA

14.00 – 18.30 SESSION 2: THORACO-ABDOMINAL AORTA

Chairmen: ***T. Resch, M. Jacobs***
Panel: ***B. Modarai, C. Etz, H. Verhagen***

PRESENTATIONS

- Endovascular repair in genetic aortic syndrome – ***S. Haulon***
- Open repair in genetic aortic syndrome – ***A. Estrera***
- The ideal bridging stent in F/B-EVAR – ***G. Oderich***
- Role of cerebral fluid drainage in spinal cord protection – ***C. Etz***
- How to repair failed EVAR/Open repair: conversion vs. F/B-EVAR ***G.W.H. Schurink***

VIDEOS

- The value of inner-branches in branched-EVAR – ***V. Makaloski***
- Branched-EVAR with an outer-branch design – ***M. Farber***
- Stabilise-technique using the Zenith Dissection System – ***G. Melissano***
- Antegrade interventions in thoracoabdominal aorta – ***K. Tsagakis***
- In-situ laser fenestration in urgent TAAA – ***D. Fabre***
- MuVIT (Munich Valsalva technique) for cardiac output reduction ***N. Tsilimparis***

16.00 – 16.30 **COFFEE BREAK**

LIVE CASE TRANSMISSIONS

- Transfemoral access in branched EVAR with inner branches [Hamburg] ***G. Panuccio***
- Open repair in Type II thoracoabdominal aortic aneurysm [Hamburg] ***S. Wipper***
- MISACE in thoracoabdominal aortic aneurysm [Leipzig] – ***M. Moche***
- Iliac conduit and hypogastric artery transposition [Hamburg] – ***S.Debus***
- TEVAR and candyplug in type B aortic dissection [Hamburg] – ***F. Rohlffs***

PANEL DISCUSSION

AORTIC ARCH

08.00 – 08.30 REVIEW DAY 1 – ***T. Kölbel, A. Ruhparwar, M. Borger,***

08.30 – 13.00 SESSION 3: AORTIC ARCH

Chairmen: ***S. Haulon, H. Jakob***
Panel: ***M. Borger, M. Grabenwöger, A. Ruhparwar***

PRESENTATIONS

- Limited vs. extensive repair to the arch in acute type A dissection ***D. Pacini***
- Endovascular strategies in aortic arch repair – ***L. Bertoglio***
- Aortic arch: when not to use open repair – ***M. Shrestha***
- Aortic arch: when not to use endovascular repair – ***F. Verzini***
- Chronic aortic dissection of the aortic arch: when open, when endo? ***J. Bavaria***

VIDEOS

- TEVAR with staged deployment in the aortic arch – ***D. Böckler***
- Physician-modified fenestrated TEVAR– ***T. Gandet***
- Fenestrated TEVAR with a custom made endograft – ***N. Tsilimparis***
- Stroke-prevention in endovascular arch repair – ***R. Gibbs***
- Hybrid graft 3.0, anatomical open arch replacement in zone zero ***M. Pichlmaier***

10.30 – 11.00 **COFFEE BREAK**

LIVE CASE TRANSMISSIONS

- Simplified Frozen Elephant Trunk - technique [Hamburg] – ***C. Detter***
- Frozen Elephant Trunk repair with a novel device [Essen] – ***K. Tsagakis***
- TEVAR after zone-0 debranching [Leipzig] – ***S. Desch***
- TEVAR after zone-0 debranching [Regensburg] – ***K. Pfister***
- Vertebral artery transposition [Hamburg] – ***S. Debus***
- Endovascular aortic arch repair with 3 inner branches [Hamburg] ***T. Kölbel***

PANEL DISCUSSION

13.00 – 14.00 LUNCH BREAK

PROGRAMME TUESDAY, 27 OCTOBER 2020

INFRARENAL AORTA

13.00 – 14.00 LUNCH SYMPOSIUM: Technological breakthroughs in imaging technology

Chairmen: ***J. van Herwaarden, T. Mastracci***

- Laser-light guided aortic repair using FORS-technology – ***J. van Herwaarden***
- Cydar EV: the role of deformation correction in CT-fusion – ***T. Mastracci***
- Better visualization using new generation of the Azurion platform – ***K. Yeung***

14.00 – 17.00 SESSION 4: INFRARENAL AORTA

Chairmen: ***D. Böckler, N. Tsilimparis***
Panel: ***J. Schmidli, P. Kasprzak, K. Spanos***

PRESENTATIONS

- Open repair vs. EVAR for abdominal aortic aneurysm: how to keep the balance? – ***A. Giannoukas***
- Infected aortic grafts and EVARs: when to explant and when to treat conservatively? – ***J. Schmidli***
- Active sac management to prevent type II endoleak: is it worth it? ***H. Verhagen***
- Hypogastric arteries: should all be preserved? – ***B. Modarai***

VIDEOS

- EVAR-explantation: how to do it – ***R. Chiesa***
- Conformable EVAR graft in a tortuous neck – ***L. Kock***
- Fenestrated EVAR using FORS-technology – ***T. Kölbel***
- CERAB in aortoiliac occlusive disease – ***S. Carpenter***
- Chimney-EVAR for juxtarenal abdominal aortic aneurysm – ***M. Austermann***

LIVE CASE TRANSMISSIONS

- Open repair of dissected infrarenal aortic aneurysm in Marfan – ***L. Chiche***
- FEVAR in juxtarenal abdominal aortic aneurysm – ***T. Mastracci***
- Transarterial endoleak embolization – ***G. Panuccio***
- EVAR with accessory renal artery branch – ***K. Oikonomou***
- Depacking after open repair in Type II TAAA – ***S. Wipper***

17.00 – 17:15 SUM UP AND FAREWELL – ***T. Kölbel, K. Tsagakis***

AORTIC LIVE 6 | 2020

26–27 October 2020
Erika Haus, Hamburg, Germany

6th Aortic Live Symposium
... new hybrid format!

Universitäres
Herz- und Gefäßzentrum
UKE Hamburg

VENUE

ERIKA-HAUS
Martinistr. 52,
20251 Hamburg, Germany

CONGRESS ORGANISATION

CONGO

Congress Organisation and More GmbH
Munich, Germany
Phone: + 49 89 237 57 465
E-Mail: t.jaeger@cong-o.com
www.cong-o.com